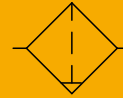


EAL Series Air Preparation Unit

EAL2000 EAL3000 EAL4000

Lubricator



Specifications

Model	EAL2000-01	EAL2000-02	EAL3000-02	EAL3000-03	EAL3000-04	EAL4000-03	EAL4000-04	EAL4000-06
Working Medium	Clean Air(after 40 μ m filtration)							
Proof Pressure(MPa)	1.5							
Working Pressure Range(MPa)	0.05-1.0							
Working Temperature(°C)	-5-60 (No freezing)							
Recommended Oil	Turbine No.1 Oil ISO VG32							
Bowl Material	PC(Polycarbonate)							
Oil Bowl Capacity(CC)	30		76			183		
Weight(g)	114		279			528		

How to Order?

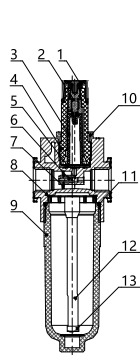
Series No.	Port Size	Bracket Code	Thread Type
EAL2000:EA2000 series lubricator EAL3000:EA3000 series lubricator EAL4000:EA4000 series lubricator	2000 01: 1/8" ----- 02: 1/4" ----- 02: 1/4" 3000 03: 3/8" ----- 04: 1/2" ----- 03: 3/8" 4000 04: 1/2" ----- 06: 3/4"	Blank: With bracket J: No bracket	Blank: G P: PT T: NPT

Order Example:

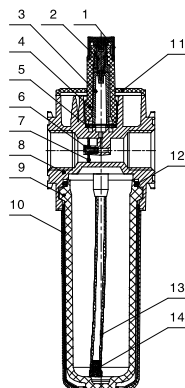
EA series lubricator, port size of 1/2", with bracket, G thread,
the ERP code is: EAL3000-04

EAL Series Air Preparation Unit

Internal Structure



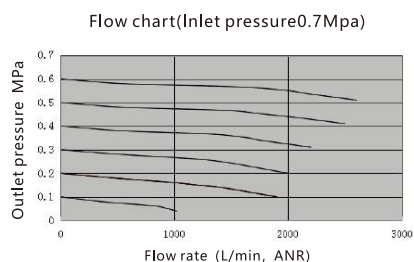
No.	Part Name	Material
1	Adjusting screw cap	Plastics
2	Oil flow adjusting unit	Brass
3	Oil dripping tube	Plastics
4	Oil window	Plastics
5	Seal	NBR
6	Bolt brass	Brass
7	Baffle	NBR
8	Valve body	Aluminum alloy
9	Water bowl	Plastics
10	Lubricator cover plate	Plastics
11	Sealing	NBR
12	Pipe	PU
13	Filter element	Brass



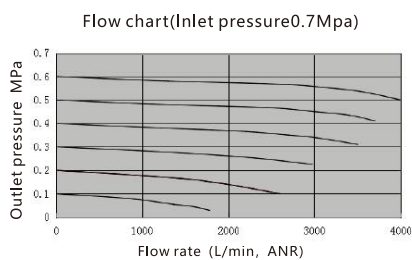
No.	Part Name	Material
1	Adjusting screw cap	Plastics
2	Oil flow adjusting unit	Brass
3	Oil dripping tube	Plastics
4	Oil window	Plastics
5	Seal	NBR
6	Bolt brass	Brass
7	Baffle	NBR
8	Valve body	Aluminum alloy
9	Water bowl	Plastics
10	Protection guard	Plastics
11	Lubricator cover plate	Plastics
12	Sealing	NBR
13	Pipe	PU
14	Filter element	Brass

Flow Chart

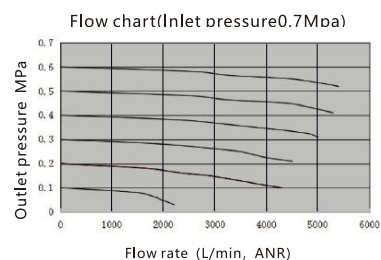
EAL2000



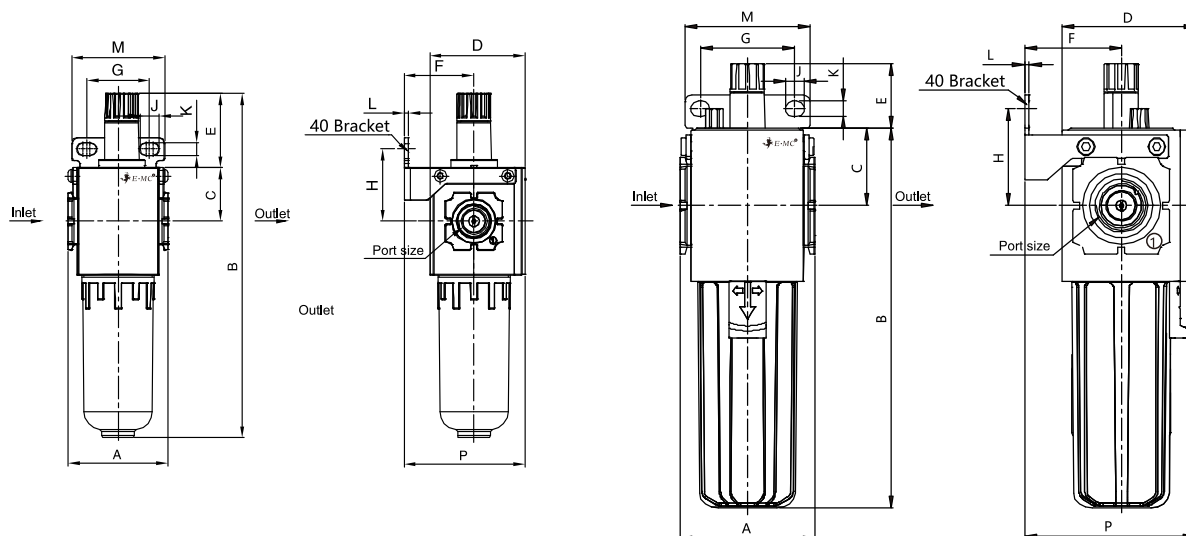
EAL3000



EAL4000



Main Dimensions



Model	Port Size	A	B	C	D	E	F	G	H	J	K	L	M	P
EAL2000	1/8", 1/4"	43	147.9	23	41	31.9	30	27	31	8.4	5.4	2	40	52
EAL3000	1/4", 3/8", 1/2"	57	188	33	58.2	27	41	40	41	8	6.5	2	53	72.4
EAL4000	3/8", 1/2", 3/4"	80	216.5	36	78.9	27	50	54	44	12	8.5	2.5	73	92.1